

Compact isolator for indoor use

Conform IEC 62271-102


# EME type MI-UI-LIGHT

\*U<sub>r</sub>: 3,6 - 36 kV


\*I<sub>r</sub>: 400 - 1600 A

\*I<sub>k</sub>: 12,5 - 40 kA/1s


\* Other values available on demand!



MI-UI-LIGHT 12kV 1250A



MI-UI-LIGHT 12kV 630A



MI-UI-LIGHT 24kV 1250A  
With creepage distance 1040mm

## MAIN FEATURES

The one pole disconnecter MI-UI-Light has following features:

- Disconnector with 2 positions: Closed - open
- Mechanical endurance class M0; 1000 C-O (close-open cycles)
- Standard motor drive type L mounted on switch with control system standard included and mounted on the disconnecter.
- Standard execution with universal power supply 100-240VAC / 100-220VDC
- Manual emergency lever included

## ACCESSORIES (See also BR080 for more information)

- Beside standard execution, other types of auxiliary contacts available:
  - Heavy DC-currents
  - Very low currents (e.g. PLC-applications)
  - Positively driven contacts (IEC 60947-5-1)
  - IP67 execution
- Electro-mechanical interlock (100% ED) standard in several supply voltages:
  - 24, 110-125, 205-220 VDC
  - 230 VAC
  - Standard execution = interlocking without voltage supply
- 2 other supply voltages available:
  - 24 & 48 VDC
- Key or padlock interlock
- Insulators with higher creepage distance



**Electro Mechanic Equipment** nv-sa  
Zuurbemde 51  
3380 Glabbeek (Belgium)

**www.eme.be** thv@eme.be

☎ +32 (0)16 77 23 00 📠 +32 (0)16 77 89 03  
BTW-VAT-TVA : BE 0415.742.790